



RISE & SHINE

# ZERO - solar lamp with wind turbine

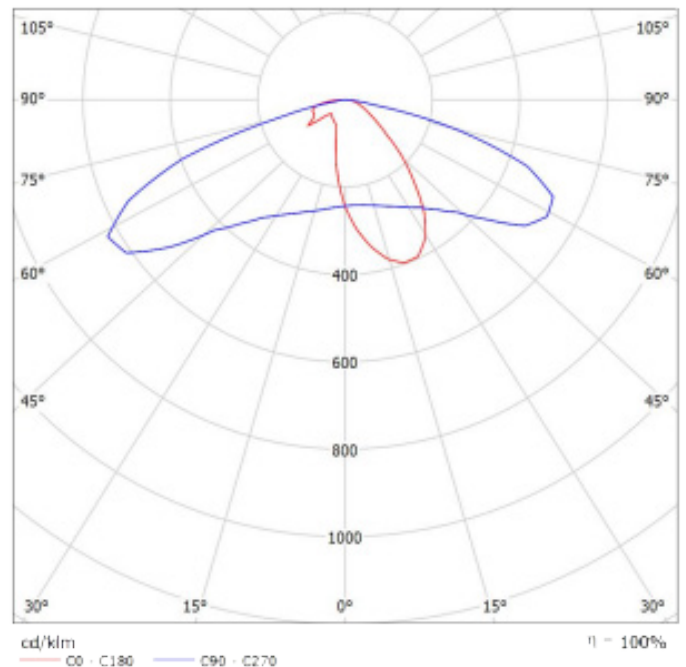
- Glass fibre lamp mast, 5 m in length, 10 year guarantee against fracture approved up to winds of 45 m/s.
- Robust mast anchor point for casting in concrete

## Ground anchor point



- Led 10 watt
- Kelvin 5000
- Lumen 2250
- Solar panel 70 watt mono-crystalline
- Battery 1100WH LifePo4 lithium
- ip65
- Materials – Aluminium, Polycarbonate, A4/304 steel
- External lamp dimensions: L 822 x W 406 x H 84 mm
- The lamp housing is easy to open to facilitate component replacement
- Optimum operating temp. -20 to +70°C
- Installation height on mast 5 m
- Illuminated area 128 m<sup>2</sup> / 16x8 m
- Mast spacing 20 m
- 24 month guarantee on lamp and wind turbine
- CE, Rohs, iecce, Norm, Tis, CB, IK08
- The lamp lights to 100% effect without recharging for 7-8 nights for 12 hours a night when the battery is 100% charged
- The lamp lights to 50% effect without recharging for 14-16 nights for 12 hours a night when the battery is 100% charged
- The wind turbine is rated to 12V & 100 watt. Blade rotation commences when direct wind speed is approx. 3 m/s.

Luminous emittance 1:





RISE & SHINE

# REMOTE CONTROL



**OFF** Turns off the light in any status.

**ON** Turns on the light in any status no matter if it is day or night.

Add brightness by 10% each time you press this button. Max brightness will not surpass the power you preset from factory. For example, if you preset 13000lm as max brightness, it will not surpass that number.

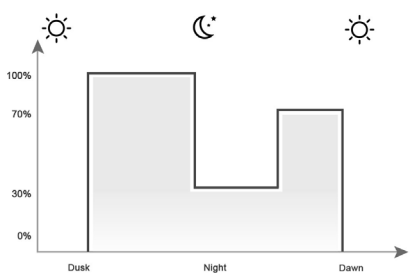
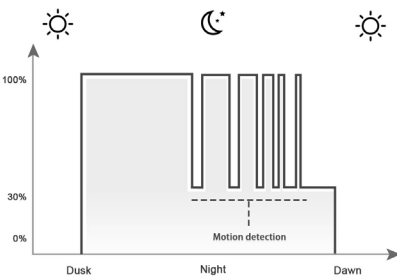
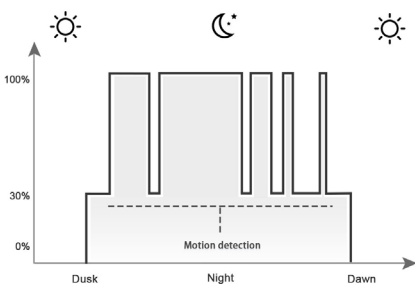
Reduce brightness by 10% each time each time you press this button.

After you press this button, brightness will become half of the preset lumens, without affecting time control schedules. For example, if you preset 13000lm as max brightness, after you press this its brightness will become 50% that means 6500lm, and work mode will follow the work mode you setted, brightness will be 6500lm unless you press other work mode.

If you press this button, the brightness will go back to 100% lumens. Unless you have selected a work mode that is pre-programmed, for example only be at 40% brightness, then the brightness will increase to this level.

Do not use or press this button.

Back to factory setting





RISE & SHINE



## Complete kit comprises:

- 1 x ZERO solar lamp
- 1 x wind turbine
- 1 x 5 m mast
- 1 x robust anchor point for concrete casting.

Recommended Retail Price DKK 19,995.00  
plus VAT and shipping. Includes all components  
necessary for installation.

